

THORN

Lighting for Pedestrian Crossings

Be seen - the pedestrian, be aware - the driver, be safe - the aim



The case for better pedestrian crossing lighting seems obvious. Simply ask yourself whether you would feel better walking across a dark crossing or a brightly lit one, and you've won the argument.

Yet despite improvements driven by EU directives and national regulations, and the overwhelming majority of public support, statistics show that more action is needed to reduce pedestrian crossing fatalities.

At a time when one in four pedestrian fatalities occur on crossings, a recent study across Europe* found that nearly one in five pedestrian crossings scored badly for night visibility. Furthermore, EU Traffic Safety Facts show that nighttime accidents on crossings account for 46% of the total, although we know that nighttime traffic flow is only 20-35% of the total traffic flow. Additionally, nighttime accidents are more severe, with the most vulnerable pedestrians being the elderly, disabled and mothers with small children.

Obviously, better lighting is not the sole answer to the question of what to do about pedestrian crossing fatalities and crippling injuries but it is one of the answers.

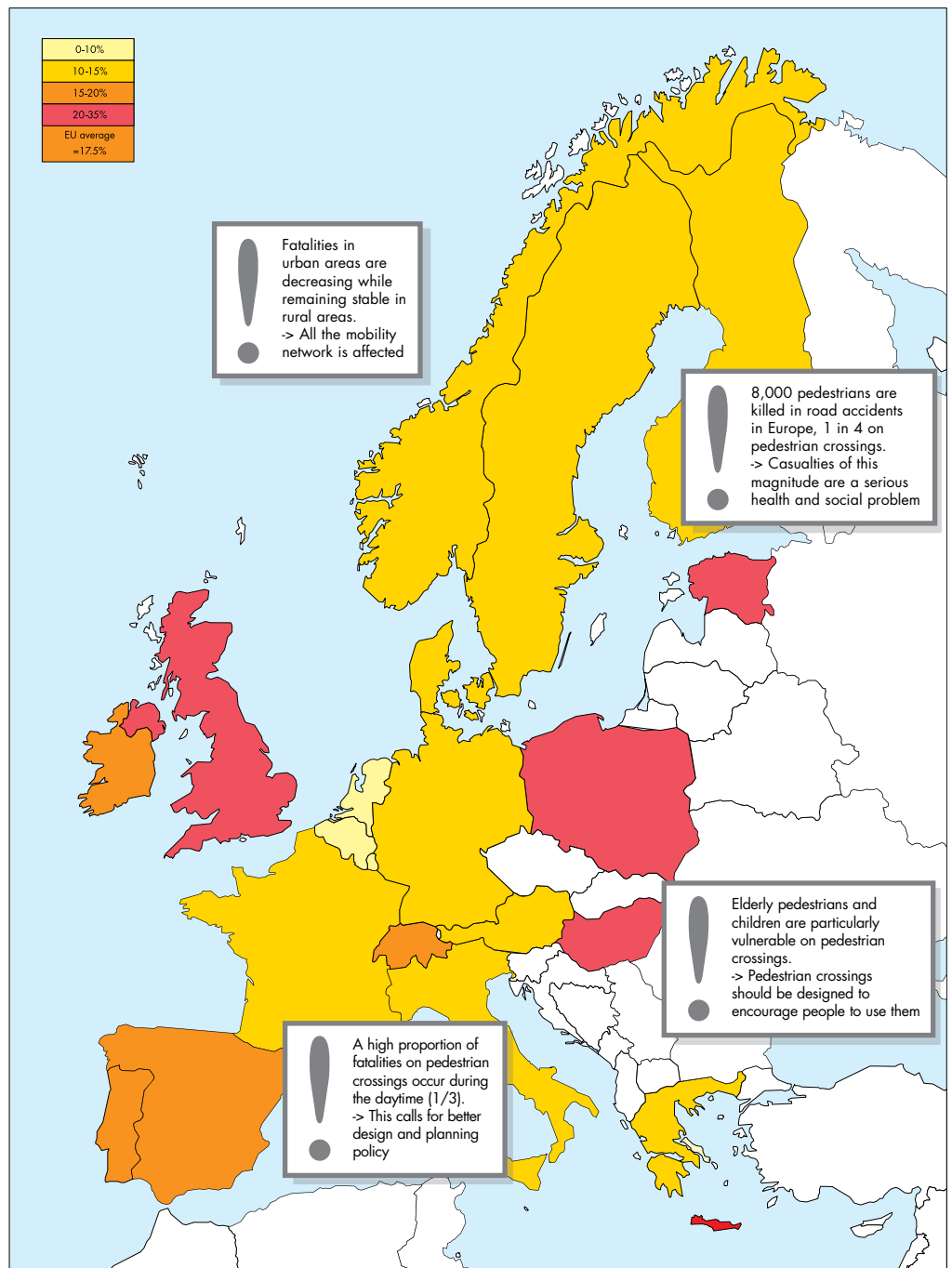
It's something the public can see, and appreciate the effects of immediately.

It's something authorities can afford to do, and serves a valuable purpose.

It's something where, from a technical point of view, Thorn can assist by using its application driven knowledge and optical expertise to devise a better lighting solution:
IVS: Identification Visibility Safety.

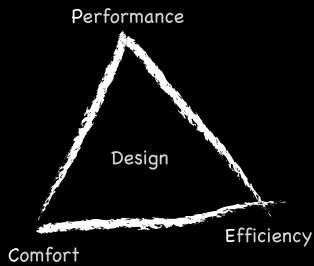
*The EuroTest 'Pedestrian Crossing Assessment Programme' conducted by Europe's motoring and touring organisations' tested 215 crossings between July and September 2008 in 17 major European cities. The study emphasised the need for good visibility and system maintenance and called for common traffic rules to be adopted Europe wide. (www.eurotestmobility.com)

Pedestrian fatalities as a percentage of total road fatalities (CARE database 10/07)



Performance, Efficiency and Comfort (PEC) – for a better lit environment

IVS evokes the spirit of Thorn Lighting's dynamic, results-orientated PEC programme



The programme is based on the principle that Performance, Efficiency and Comfort determine the effectiveness of lighting, its impact on the people using it, and its impact on the natural environment. IVS delivers the right light on the right place at the right time.



Decostreet



Dyana



Jet



Civic



Oracle



Areaflood



Performance: Providing the best visual effectiveness

- Precision optic significantly improves vertical illuminance for high levels of visibility
- Extreme cut-off for low glare enhances clarity of the lit scene
- Low level flat beam gives good modelling of objects
- Optimal lighting extended at the adjacent zones for enhanced detection

Efficiency: Conserving energy and effort, reducing CO₂ emissions and waste, providing lighting that is practical and efficient to install, operate and maintain.

- The luminaire significantly reduces power consumption as the double asymmetric optic enables crossings to be lit more efficiently with minimal obtrusive/waste light
- Easy installation and maintenance from proven products reduce cost of ownership

Comfort: giving people satisfaction and stimulation

- White light with high colour rendering properties creates a reassuring ambience
- Broad choice of luminaire styles unifies the streetscape
- Extra signalling via the flashing LED indicator, enhancing safety

With the IVS system safety is enhanced by the development of a specialist optical system and the use of additional signalling

General lighting principles

The accepted dogma concerning the driver's visual tasks when approaching a crossing is that a pedestrian is revealed on the road surface by silhouette vision, the assumption being that the lit road surface allows a person to be seen in negative contrast as a 'shadow'. This, however, is an over-simplification of what really occurs. In practice car headlights provide competing positive contrast, which can at the point of transition (zero contrast) make a person appear almost invisible. For this reason the relevant standard EN 13201-2:2003, and national guidance documents, recommend additional local lighting to ensure positive contrast.

The lighting must alert drivers to the presence of the crossing and makes pedestrians as visible as possible on or at the crossing area (zones at either end of the crossing, where pedestrians wait to enter, should receive adequate illumination). When measured on a vertical plane, the lighting should be significantly higher than the horizontal illuminance produced by road lighting on the carriageway of the road. It must also prevent glare reaching the approaching driver.

One solution is to use luminaires with asymmetric light output, positioned a short distance before the crossing in the direction of approaching traffic, directing the light onto the side of pedestrians facing the drivers of this traffic.

Adoption of IVS

IVS introduces 'crossing' options on six existing street lighting luminaire ranges. Signalling is added via the rapid flashing LED indicator. This option gives a double asymmetric light distribution, with enhanced vertical illuminance (Fig. 1) and good glare control to ensure drivers are not dazzled, and effectively brings pedestrians and drivers into the lighting equation.

Adequate lighting of the surrounds to the crossing, termed accident-prone areas, is necessary to serve the needs of the driver and the pedestrian. IVS adopts a dual zone approach (See Fig. 2) with light directed at the centre of the crossing and area surrounding the 'zebra' stripes. This ensures safety and adequate visual acuity making it easy for drivers to see pedestrians on the footway and kerb from a distance, while pedestrians are able to clearly view the footway surface, obstructions and other pedestrians.

The light source used is ceramic metal halide for superior colour rendering.

For a standard 2-lane carriageway, two IVS luminaires are installed in a staggered arrangement; the optimum is to provide two columns at equal distances of not more than 4m from the centre of the crossing. The column on the left-hand side of the road should be beyond the crossing as seen by an approaching driver. Particularly, a column should not be placed adjacent to a pedestrian crossing.

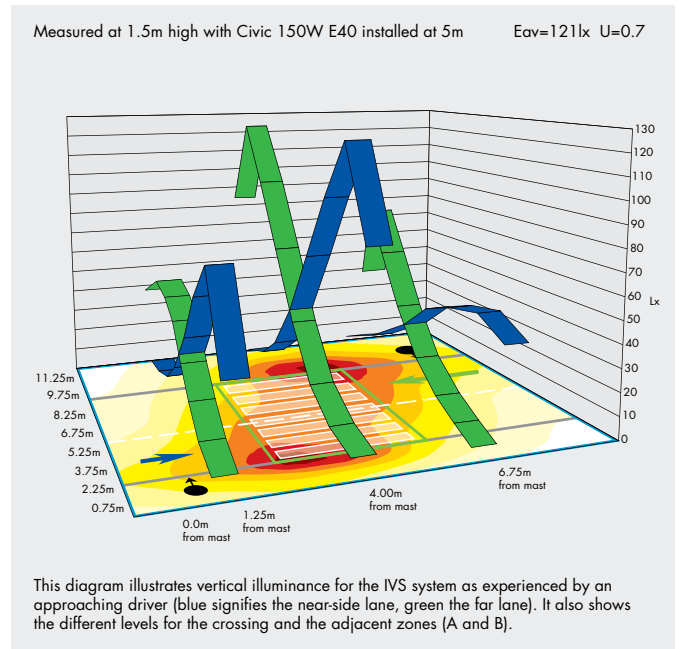


Figure 1 – Vertical illuminance levels at 3 positions

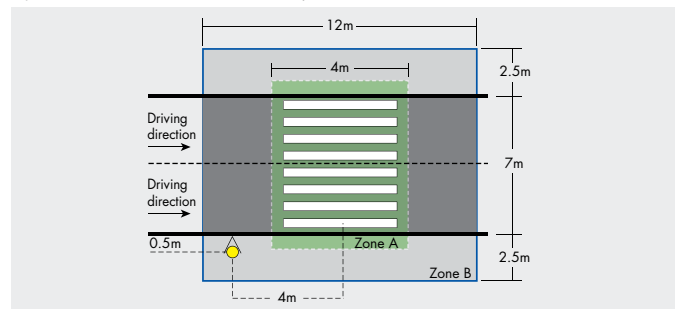


Figure 2 – typical IVS layout and dual zones concept

Type of road	70W	100W	150W	250W	400W
One-way 1 lane (Fig.3)		✓	✓	✓	
Two-way 2 lanes (Fig.4)	✓	✓	✓	✓	
Two-way 3 lanes (Fig.5)		✓	✓	✓	
One-way 3 lanes					✓
Two-way 4 lanes					✓

✓ - Best choice, ✓ - Acceptable

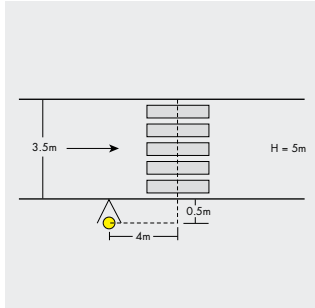


Figure 3 one lane - one way

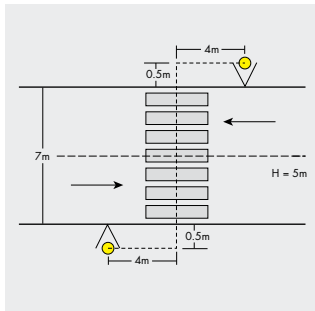


Figure 4 2 lanes - two ways

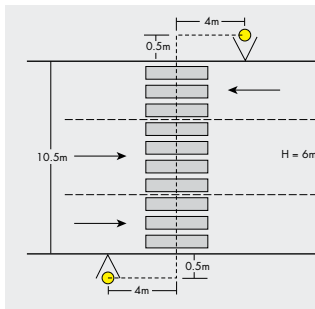


Figure 5 3 lanes - 2 ways

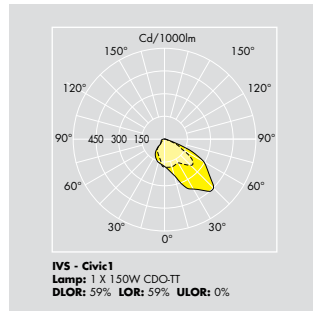
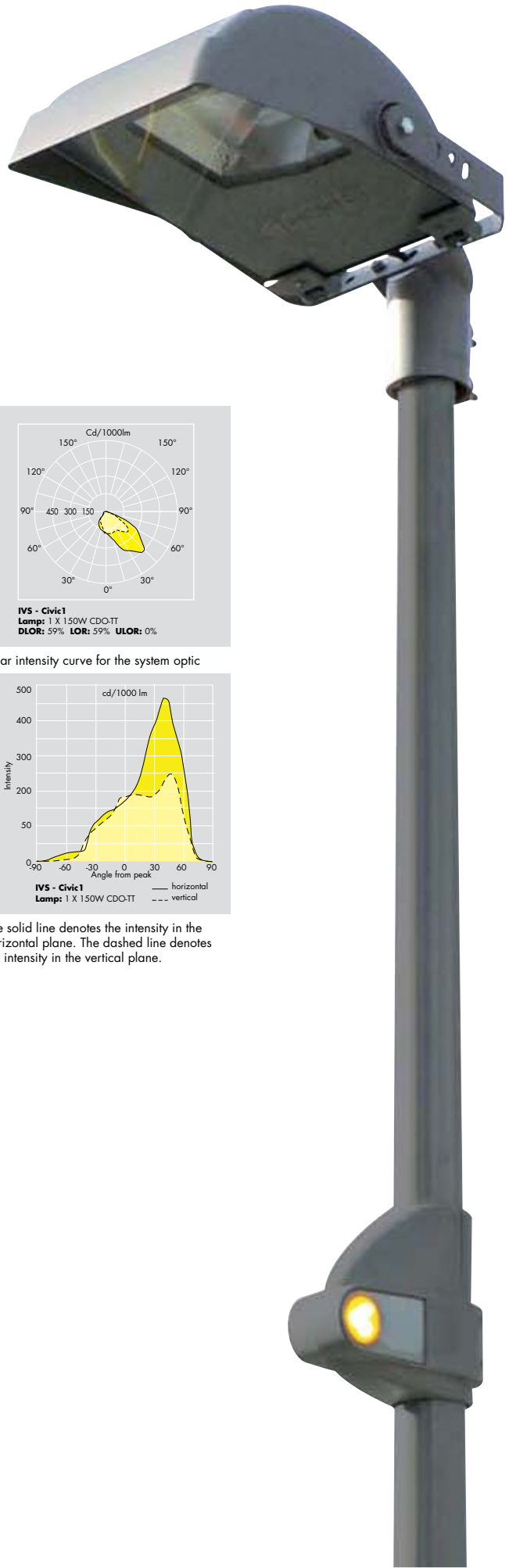
Mounting height of the luminaires varies from 4m to 6m, which overcomes the deficiency problems associated with high vehicles in low-level lighting schemes.

IVS is a classic example of the advantage of selecting a lamp and optic combination to suit the requirements of a specific application. Due to the more controlled beam area lighting loads and obtrusive (wasted) light can be reduced compared to conventional fittings. For instance a 150W or 250W unit can replace a 250W or 400W luminaire respectively. The reward is a more economical and environmental solution. There is no excuse for lighting which wastes energy.

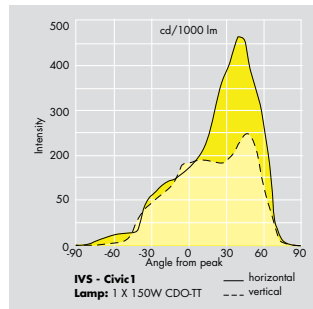
Luminaire tilt is 0° or 5° and the orientation is perpendicular to the road which ensures again no obtrusive light and better comfort.

It is worth noting that by adapting standard lanterns, IVS brings the proven advantages of easy installation and maintenance.

Finally, it should be appreciated that while efficient lighting for traffic and pedestrian safety is essential, consideration of the effective lighting of the whole visual streetscape at night is highly desirable for many reasons. With IVS the choice of lantern style can be matched to the overall lighting scheme.




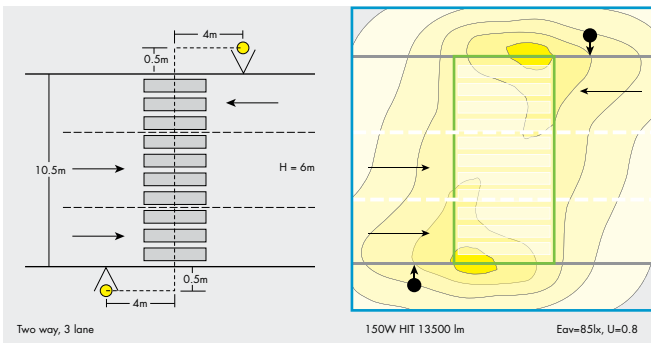
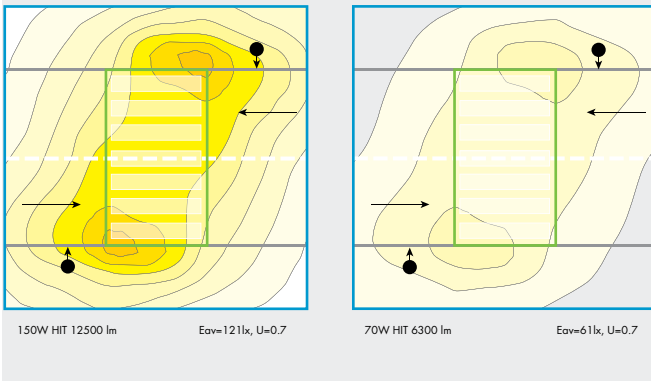
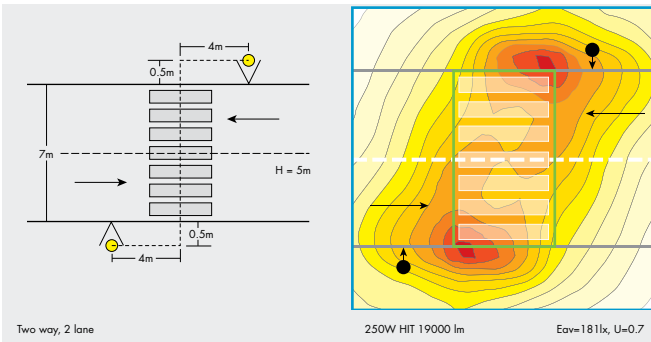
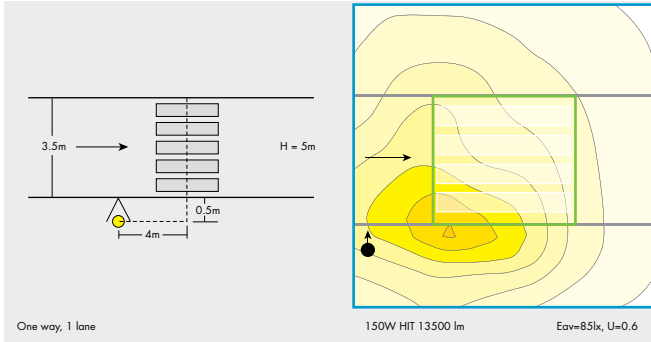
Polar intensity curve for the system optic



The solid line denotes the intensity in the horizontal plane. The dashed line denotes the intensity in the vertical plane.

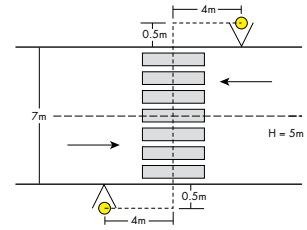
Typical schemes

Whatever luminaire design is selected from the IVS portfolio the optical performance for each lamp type is as follows:

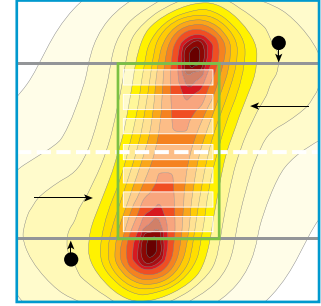
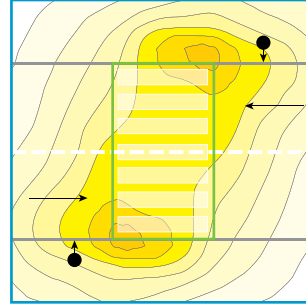
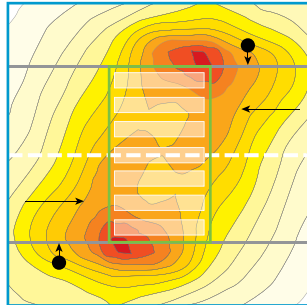
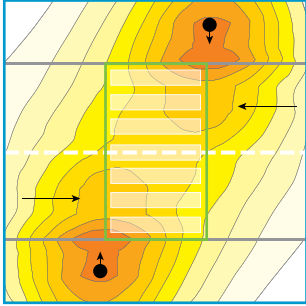


Case Study:

Pedestrian Crossing two-way, two lanes



Using the same colour temperature lamps: 4000°K




	The Predecessor Solution CP400 2 x HIT 250W 19000lm Height: 5m
Uave	0.7
Eave	136lx
W*	500
	Complies with standards, albeit rather power hungry in usage

	IVS 2 x HIT 250W 19000lm Height: 5m
	0.7
	181lx
	500
	Compared to its predecessor in terms of lamp type and rating, IVS improves the illuminance by 33%. However, this exceeds required levels and a more efficient optical solution is proposed.

	IVS 2 x HIT 150W 12500lm Height: 5m
	0.7
	121lx
	300
	Thanks to its purpose made, highly efficient, 150W optic, IVS maintains excellent uniformity and illuminance levels, while reducing the installed power by 40%
	NB: At 6m high: Uave = 0.9! Eave = 99lx

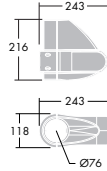
	Traditional Technique 2 x HIT 150W 12500lm Height: 5m
	0.4
	160lx
	300
	Given the same parameters a traditional pedestrian crossing luminaire, with optimised settings, achieves too much illuminance and, more critically, poor uniformity, resulting in unsatisfactory visibility of people within the area.



*excluding gear losses

Product features

Signalling accessory



Using the latest advances in LED technology, the IVS system aims to complement road signal legislation by offering highway authorities an additional safety feature: a rapid flashing indicator accessory to further warn road users to yield sooner when approaching the crossing.

Mounted on the lighting column, separate from the luminaire for better visibility yet beyond the reach of vandals, the knuckle shaped unit consists of two circular amber LEDs aligned horizontally, one on each side. The lights flash at a predetermined rate to achieve optimum driver recognition and operate separately from the lantern, being visible during the day as well as nighttime hours. A further benefit is to attract and encourage pedestrians to cross the road inside the identified zone, where they are more visible.

Together with the selection of lanterns and columns this creates not only the complete pedestrian crossing lighting package from a single, dedicated source of supply, but also an authoritative body of design advice, too.

Lamps

Flashing Node:
 6 X 1W LEDs (3 each side)

Materials/Finish

Body: ABS, finished in light grey (RAL9006) or powder coated texturised grey (Akzo 900)
 Diffuser: toughened glass
 Screw fixings: stainless steel

Installation/Mounting

Mounting at 1120mm from the top of a conical Ø60 column or Ø76mm cylindrical column with a Ø22mm go through hole (as per Thorn IVS column)
 Cable gland for Ø8mm to 13mm cable.
 Screw fixings: stainless steel
 Delivered ready to install, complete with factory fitted integral gear prewired with 5m of HO7RNF 2x1mm² cable all supplied in a single carton.

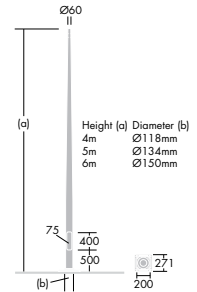
Standards

Designed and manufactured to comply with EN 60598-2-3
 Class II electrical
 Ta 25° (-20°/+35°)
 IP66: Ingress protection
 IK10: Shock resistance

Specification

To specify state:
 Warning LED flashing node dedicated to pedestrian crossings. IP66 and made of vandal resistant material to be installed on the section of the column. To be installed together with Thorn pedestrian crossings luminaire and column packages.
 As Thorn IVS flash node.

Column



Materials/Finish

Tubular galvanized steel finished in light grey (RAL9006) or powder coated texturised grey (Akzo 900)

Installation/Mounting

Flange mounting via 4 anchoring bolts J16/14x300 (supplied)
 Delivered ready to install and to be fitted with the IVS flashing node.

Standards

Designed and manufactured to comply with EN40
 Standard range calculated for a wind velocity 2 and terrain category 1. For any other area or terrain, please contact us.

Specification

To specify state:
 Tubular galvanised steel columns in 4/5/6m, dedicated to Thorn pedestrian crossings luminaire range. To be installed together with Thorn pedestrian crossings luminaire and LED flashing node.
 As Thorn IVS columns.

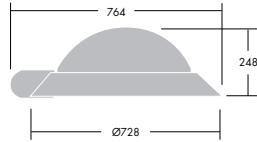
Signalling accessory Ordering guide

Description	Gear	Finish	
		Texturised Grey	Light Grey
IVS FLASH NODE 6W 2 X 3LED	Integral	96256654	96256655

Column Ordering guide

Height (m)	Description	Texturised Grey	Light Grey
4	IVS COL 4M D60 MPL FAI	96256860	96256859
5	IVS COL 5M D60 MPL FAI	96256862	96256861
6	IVS COL 6M D60 MPL FAI	96256864	96256863

Decostreet



Lamps

Size 2:

- 150-250W HIT-CE (MT) metal halide. Cap: G12
- 140W HIT-CE (MT) cosmowhite. Cap: PGZ12

Materials/Finish

Body and spigot: die cast aluminium
 Canopy: spun aluminium powder coated RAL7001
 Enclosures: toughened flat glass
 Reflector: high reflective anisotropic anodised aluminium
 Ring and spigot cover: polypropylene RAL7031

Installation/Mounting

Side entry mounting: Ø60x100mm long spigot tilted to 0°.
 Post top mounting: Ø60x90mm deep spigot tilted to 5°.
 Spigot secured by 2 screws with safety bolts.

Cable gland for 8 to 13mm cable.
 Tool-free access to lamp and gear after opening the optical housing via 1 locker

The gear is tool-free removable with retained screws.
 All connections are plug and socket.
 Delivered ready to install, complete with factory fitted integral gear and ring all supplied in a single carton (without lamp).

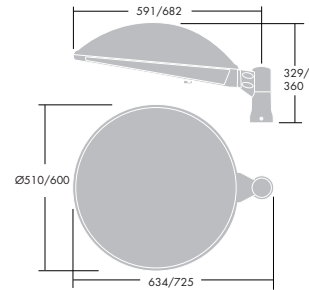
Standards

Designed and manufactured to comply with EN 60598-2-3
 Class II electrical
 Ta 25° (-20°/+35°)
 IP66: Ingress protection
 IK08: Shock resistance

Specification

To specify state:
 Dedicated to pedestrian crossings optic into a spherical decorative street lantern able for easy customisation of shape and/or colour (canopy and ring). Tool-free maintenance of gear and lamp. With option for warning LED flashing node to be fixed onto the column.
 As Thorn Decostreet 2 A/A.

Dyana



Lamps

Size 1:

- 100-150W HIT-CE (MT) metal halide. Cap: E40
- 150W HIT-CE (MT) metal halide. Cap: G12
- 140W HIT-CE (MT) cosmowhite. Cap: PGZ12

Size 2:

- 150-250W HIT-CE (MT) metal halide. Cap: E40
- 150W HIT-CE (MT) metal halide. Cap: G12
- 140W HIT-CE (MT) cosmowhite. Cap: PGZ12

Materials/Finish

Body and spigot: die-cast aluminium powder coated texturised grey (Akzo 900)
 Canopy: spun aluminium powder coated texturised grey (Akzo 900)
 Enclosure: toughened glass
 Reflector: high reflective anisotropic anodised aluminium
 Gear tray: galvanised steel
 Gasket: silicon

Installation/Mounting

Post top mounting: Ø60x100mm deep spigot tilted to 10°.
 Secured by 4 screws.

Cable gland for 8 to 13mm cable.

Tool-free access to lamp after opening the optical housing via 2 x 1/4 turn lockers.
 Tool-free access to gear after release of the retaining strut.
 Gear is tool-free removable with retained screws.
 All connections are plug and socket.
 Delivered ready to install, complete with factory fitted integral gear and adjusted lamp settings, all supplied in a single carton (without lamp).

Standards

Designed and manufactured to comply with EN 60598-2-3
 Class II electrical
 Ta 25° (-20°/+35°)
 IP66: Ingress protection
 IK10: Shock resistance

Specification

To specify state:
 Dedicated to pedestrian crossings optic into a round and slim full aluminium IP66 body. Tool-free maintenance of gear and lamp. With option for warning LED flashing node to be fixed onto the column. As Thorn Dyana 1 and Dyana 2 A/A.

Decostreet Ordering guide

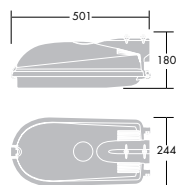
Size	W	Ilcos code	Socket	CLII	
				Conventional	Electronic
2	150	MT	G12		96256481
	250	MT	G12	96256656	
	140	MT	PGZ12		96256460

Dyana Ordering guide

Size	W	Ilcos code	Socket	CLII	
				Conventional	Electronic
1	100	MT	E40	96256425	96256426
	140	MT	PGZ12		96256427
	150	MT	E40	96256428	96256429
			G12		96256476
2	140	MT	PGZ12		96256430
	150	MT	E40	96256431	96256432
			G12		96256477
	250	MT	E40	96256433	

Product features

Jet



Lamps

Size 2:
 100-150W HIT-CE (MT) metal halide. Cap:E40

Materials/Finish

Body: die cast aluminium, powder coated finish (RAL 9006)
 Enclosure: toughened glass
 Reflector: high reflective anisotropic anodised aluminium
 Screw fixings and clip: stainless steel

Installation/Mounting

Side entry mounting: Ø60 x100mm long spigot tilted to 0°. Mounting accessory post top Ø60mm to be ordered separately: 96219232.
 Cable gland for 8mm to 13mm diameter cable.
 Tool-free access and replacement of lamp after opening the hinged enclosure.
 Tool-free access to integral gear tray via hinged enclosure.
 Gear tray secured to body by two screws.
 Delivered ready to install in lateral, complete with factory-fitted integral gear tray, all supplied in a single carton (without lamp).

Standards

Designed and manufactured to comply with EN 60598-2-3
 Class II electrical
 Ta 25° (-20°/+35°)
 IP66: Ingress protection
 IK08: Shock resistance

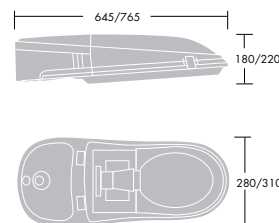
Specification

To specify state:
 Dedicated to pedestrian crossings optic into a compact full aluminium IP66 lantern.
 Tool-free access to gear and lamp. With option for warning LED flashing node to be fixed onto the column.
 As Thorn Jet 2 A/A.

Jet Ordering guide

Size	W	Ilcos code	Socket	CLII	
				Conventional	Electronic
2	100	MT	E40	96256451	
	150	MT	E40	96256452	
Ø60mm post-top accessory				96219232	

Civic



Lamps

Size 1:
 70-150W HIT-CE (MT) metal halide. Cap E27/40
 150W HIT-CE (MT) metal halide. Cap: G12
 140W HIT-CE (MT) CosmoWhite. Cap: PGZ12

Lamps

Size 2:
 150-250W HIT-CE (MT) metal halide. Cap E40
 150W HIT-CE (MT) metal halide. Cap: G12
 140W HIT-CE (MT) CosmoWhite. Cap: PGZ12

Materials/Finish

Body, canopy, spigot: die-cast aluminium
 powder coated RAL9006
 Enclosure: toughened glass
 Reflector: high reflective anisotropic anodised aluminium
 Screw fixings and clips: stainless steel

Installation/Mounting

Integral tool-free rotating spigot secured by 2 screws with safety bolts.
 Side entry mounting: Ø49/60x120mm long spigot. Tilted to 0°.
 Post-top mounting: Ø60/76x80mm long spigot. Tilted to 5°.

Civic Ordering guide

Size	W	Ilcos code	Socket	CLII	
				Conventional	Electronic
1	70	MT	E27	96256436	96256441
	100	MT	E40	96256435	96256438
	140	MT	PGZ12		96256442
2	150	MT	E40	96256443	96256444
			G12		96256478
	140	MT	PGZ12		96256445
	150	MT	E40	96256446	96256447
			G12		96256479
	250	MT	E40	96256448	

Cable gland for Ø8mm to 13mm cable.

Tool-free access and replacement of lamp after opening the hinged enclosure.
 Tool-free access to Tool-free removable gear tray via hinged canopy.
 All connections are socket type with springs.
 Delivered ready to install, complete with factory fitted integral gear, all supplied in a single carton (without lamp).

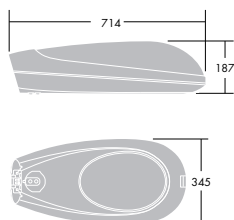
Standards

Designed and manufactured to comply with EN 60598-2-3
 Class II electrical
 Ta 25° (-20°/+35°)
 IP66: Ingress protection
 IK08: Shock resistance

Specifications

To specify state:
 Dedicated to pedestrian crossings optic into a full aluminium IP66 lantern. Tool-free access to and maintenance of gear and lamp. Integral spigot for side or top mounting. With option for warning LED flashing node to be fixed onto the column. As Thorn Civic 1 and Civic 2 A/A

Oracle



Lamps

Size 1:

- 100-150W HIT-CE (MT) metal halide. Cap: E40
- 150-250W HIT-CE (MT) metal halide. Cap: G12
- 140W HIT-CE (MT) cosmowhite. Cap: PGZ12

Materials/Finish

Body and spigot: die-cast aluminium, powder coated grey (RAL 9006)
Enclosure: toughened glass,
Reflector: high reflective anisotropic anodised aluminium
Screw fixings and clips: stainless steel

Installation/Mounting

Integral tool-free rotating spigot secured by 2 screws with safety bolts.
Side entry mounting:
Ø49/60x120mm long spigot. Tilted to 0°.
Post-top mounting:
Ø60/76x80mm long spigot. Tilted to 5°.
Cable gland for Ø8mm to 13mm cable.

Tool-free access and replacement of lamp and gear after opening of the hinged canopy. All connections are plug and socket type. Delivered ready to install, complete with factory fitted integral gear, all supplied in a single carton (without lamp).

Standards

Designed and manufactured to comply with EN 60598-2-3
 Class II electrical
 Ta 25° (-20°/+35°)
 ◆ IP66: Ingress protection
 IK08: Shock resistance

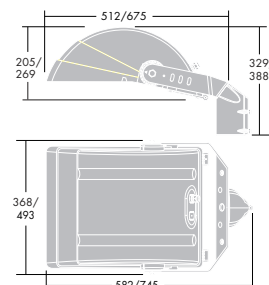
Specification

To specify state:
Dedicated to pedestrian crossings optic into a full aluminium IP66 lantern. Tool-free access to and maintenance of gear and lamp from above. Integral spigot for side or top mounting. With option for warning LED flashing node to be fixed onto the column. As Thorn Oracle 1 A/A.

Oracle Ordering guide

Size	W	Ilcos code	Socket	CLII	
				Conventional	Electronic
1	100	MT	E40	96256453	96256454
	140	MT	PGZ12		96256455
	150	MT	E40	96256456	96256457
			G12		96256480
	250	MT	G12	96256459	

Areaflood



Lamps

Size 1:

- 150W HIT-CE (MT) metal halide. Cap: G12
- 140W HIT-CE (MT) cosmowhite. Cap: PGZ12

Lamps

Size 2:

- 150-400W HIT-CE (MT) metal halide. Cap: E40

Materials/Finish

Body and spigot: die-cast aluminium powder coated texturised grey (Akzo 900)
Enclosure: toughened glass,
Reflector: high reflective anisotropic anodised aluminium
Screw fixings: stainless steel
Hinges and Finger Grips: polyamid glass fiber 20%

Installation/Mounting

Post-top mounting: Ø60x100mm long spigot.
Cable gland for Ø8mm to 13mm cable.
Access to lamp and gear via drop front glass.
Screw fixings: stainless steel
All connections are socket type with springs.

Delivered ready to install, complete with factory fitted integral gear, all supplied in a single carton (without lamp).

Standards

Designed and manufactured to comply with EN 60598-2-3
 Class I or Class II electrical
 Ta 25° (-20°/+35°)
 ◆ IP66: Ingress protection
 IK08: Shock resistance

Specification

To specify state:
Dedicated to pedestrian crossings optic into a full aluminium IP66 floodlight ready for top mounting. With option for warning LED flashing node to be fixed onto the column. As Thorn Areaflood 1 and Areaflood 2 A/A.

Areaflood Ordering guide

Size	W	Ilcos code	Socket	Gear	CLII		CLI
					Conventional	Electronic	
1	140	MT	PGZ12	Integral		96256464	96256463
	150	MT	G12	Integral	96256916	96256483	96256482
2	150	MT	E40	Integral	96256465	96256467	96256466
	250	MT	E40	Integral	96256468		
	400	MT	E40	Integral	96256469		
			No gear	E40	No gear	96256472	96256473
			MT	Gear	Remote		96252475

THORN

Lighting people and places

Thorn Lighting Main Offices

Thorn Academy of Light

Green Lane Industrial Estate, Spennymoor
County Durham DL16 6HL, UK
Tel: (44) 1388 420 042
E-mail: academy@thornlighting.com
Website: www.thornacademyoflight.com

Australia

Thorn Lighting Pty Limited
43 Newton Road, Wetherill Park
NSW 2164
Tel: (02) 8786 6000
Fax: (02) 9612 2700
E-mail: infoaustralia@thornlighting.com
Website: www.thornlighting.com.au

Austria

Thorn Licht GmbH
Donau-City-Straße 1,
1220 Wien, Austria
Tel: (43) 1 202 66 11
Fax: (43) 1 202 66 11 82712
E-mail: office.at@thornlighting.com
Website: www.thornlighting.at

China

Thorn Lighting (Guangzhou) Operations Ltd,
No.12 Lian Yun Road, Eastern Section,
GETDD, Guangzhou 510530, China
Tel: (86) 20 3228 2706
Fax: (86) 20 3228 1777
E-mail: sales.cn@thornlighting.com

Thorn Lighting (Tianjin) Co. Ltd
332 Hongqi Road, Tianjin 300190,
China
Tel: (86) 22 8369 2303
Fax: (86) 22 8369 2302
E-mail: info.tj@thornlighting.com

Czech Republic

Thorn Lighting CS spol. s.r.o.,
Na Březince 6/930, 150 00 Praha 5
Czech Republic
Tel: (420) 224 315 252
Fax: (420) 233 326 313
E-mail: thorn.cz@thornlighting.com
Website: www.thornlighting.cz

Denmark

Thorn Lighting A/S
Kanonbådsvej 12B, Holmen,
1437 København K, Denmark
Tel: (45) 76 96 36 00
Fax: (45) 76 96 36 01
E-mail: info.dk@thornlighting.com
Website: www.thornlighting.dk

France

Thorn Europhane SA
156 Boulevard Haussmann,
Cedex 08, Paris 75379, France
Tel: (33) 1 49 53 6262
Fax: (33) 1 49 53 6240
Website: www.thornlighting.fr

Hong Kong

Thorn Lighting (Hong Kong) Limited
Unit 4301, Level 43, Tower 1,
Metropolaza, 223 Hing Fong Road,
Kwai Chung, N.T., Hong Kong
Tel: (852) 2578 4303
Fax: (852) 2887 0247
E-mail: info.hk@thornlighting.com

India

Thorn Lighting India Pvt. Ltd.
501, 5th Floor, Tanishka
Opp. Gundecha Industrial Estate
Akurli Road, Kandivali (E), Mumbai – 400 101, India
Tel: (91) 22-67839100
Fax: (91) 22-67839106
E-mail: international_sales@thornlighting.com
Website: www.thornlighting.com

International Sales

Thorn Lighting Limited
Silver Screens, Elstree Way, Borehamwood,
Hertfordshire, WD6 1FE, UK
Tel: (44) 20 8732 1915
Fax: (44) 20 8732 1911
E-mail: international_sales@thornlighting.com
Website: www.thornlighting.com

Ireland

Thorn Lighting (Ireland) Limited
Century House
Harolds Cross Road
Dublin 6W
Tel: (353) 1 4922 877
Fax: (353) 1 4922 724
E-mail: dublinsales@thornlighting.com
Website: www.thornlighting.co.uk

Italy

Thorn Europhane Spa
Via G Di Vittorio, 2, Cadriano di Granarolo,
Bologna 40057, Italy
Tel: (39) 051 763391
Fax: (39) 051 763088
E-mail: info@thornlighting.it
Website: www.thornlighting.it

New Zealand

Thorn Lighting (NZ) Ltd
399 Rosebank Road, Avondale, Auckland 1026
PO Box 71134, Rosebank, Auckland 1348
Tel: (64) 9 828 7155
Fax: (64) 9 828 7591
E-mail: info.NZ@thornlighting.com
Website: www.thornlighting.co.nz

Norway

Thorn Lighting AS
Strømsveien 344, 1081 Oslo,
Norway
Tel: (47) 22 82 07 00
Fax: (47) 22 82 07 01
E-mail: info.no@thornlighting.com
Website: www.thornlighting.no

Poland

Thorn Lighting Polska Sp.z.o.o.,
Ul. Gazowa 26A, Wrocław 50-513,
Poland
Tel: (48) 71 7833 740
Fax: (48) 71 3366 029
E-mail: thorn.pl@thornlighting.com
Website: www.thornlighting.pl

Russia

Thorn Lighting
Novoslobodskaya Str., 21, office 406
Business Center "Novoslobodskaya 21",
Moscow 127030, Russia
Tel: (7) 495 981 35 41
Fax: (7) 495 981 35 42
E-mail: kristina.skachinskaya@thornlighting.com
Website: www.thornlighting.ru

Singapore

Thorn Lighting (Singapore) Pte Ltd
5 Kaki Bukit Crescent, 04-02 Koyotech
Building, 416238 Singapore
Tel: (65) 6844 5800
Fax: (65) 6745 7707
E-mail: info.sg@thornlighting.com

Sweden

Thorn Lighting AB
Industrigatan, Box 305, SE-261 23
Landskrona, Sweden
Tel: (46) 418 520 00
Fax: (46) 418 265 74
E-mail: info.se@thornlighting.com
Website: www.thornlighting.se

United Arab Emirates

Thorn Lighting Ltd Dubai
Al Shoala Building, Office 301,
Block E, Airport road, P.O. Box 1200,
Deira, Dubai, UAE
Tel: (971) 4 2940181
Fax: (971) 4 2948838
E-mail: illuae@emirates.net.ae
Website: www.thornlighting.com

Thorn Gulf LLC

Al Shoala Building, Office 301/2, Block E,
Airport road, P.O. Box 22672, Deira,
Dubai, UAE
Tel: (971) 4 2948938
Fax: (971) 4 2948838
E-mail: thorn@gulfemirates.net.ae
Website: www.thornlighting.com

United Kingdom

Thorn Lighting Limited
Silver Screens, Elstree Way, Borehamwood,
Hertfordshire, WD6 1FE, UK
Tel: (44) 20 8732 9800
Fax: (44) 20 8732 9801
E-mail: brochures.uk@thornlighting.com

Thorn Olympics Sports Lighting Team

Tel: 07785 251 438
E-mail: olympics.team@thornlighting.com
Website: www.thornlighting.co.uk

www.thornlighting.com

Thorn Lighting is constantly developing and improving its products. All descriptions, illustrations, drawings and specifications in this publication present only general particulars and shall not form part of any contract. The right is reserved to change specifications without prior notification or public announcement. All goods supplied by the company are supplied subject to the company's General Conditions of Sale, a copy of which is available on request. All measurements are in millimetres and weights in kilograms unless otherwise stated.

Publication No: 456 (INT) Publication Date: 06/09